









# Disaster Recovery Plan - Automatically

The System Map (CMDB) in More Service has two reports. Per object, you can say something about how long it will take to restore the system or object, and provide documentation about how this is done. By filling out information about this, More Service will automatically generate a Disaster Recovery Plan. In this report you can see each object in the infrastructure and how the relation is to all other objects. In addition, the report will show how long it takes to get the object up and not least provide the list of documentation for how this is done.

 <a href="#">Norman Management</a>	Rutine	Tekniker	Tidsforbruk	 <a href="#">Kunde/avdeling</a>
<a href="#">Server</a>	Sum		0	<a href="#">50003 - Technet</a>
 <a href="#">Sales Office</a>	Rutine	Tekniker	Tidsforbruk	 <a href="#">Kunde/avdeling</a>
<a href="#">Dokumentasjon</a>			2:45	<a href="#">Server</a>
Sum			2:45	<a href="#">IPHONE-JORWAL</a>
				<a href="#">10153 - HC</a>
				<a href="#">10184 - Av</a>
				<a href="#">10184 - Av</a>
				<a href="#">10209 - La</a>
				<a href="#">10340 - La</a>
				<a href="#">10362 - La</a>
				<a href="#">10369-FK</a>
				<a href="#">50003 - Te</a>
				<a href="#">Avdeling 1</a>
 <a href="#">SQL Server 2005</a>	Rutine	Tekniker	Tidsforbruk	 <a href="#">Systemer</a>
Sum			0	<a href="#">Technet Management system</a>
 <a href="#">Visma Rubicon</a>	Rutine	Tekniker	Tidsforbruk	 <a href="#">Kunde/avdeling</a>
Sum			0	<a href="#">50003 - Technet</a>