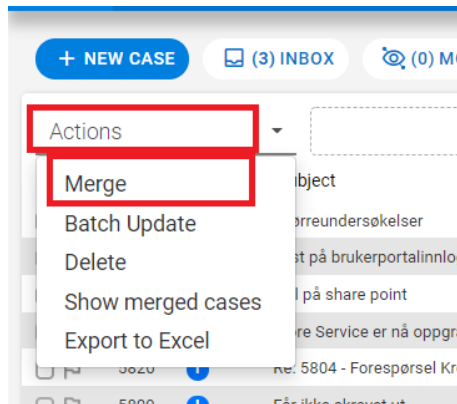


Merged cases tab

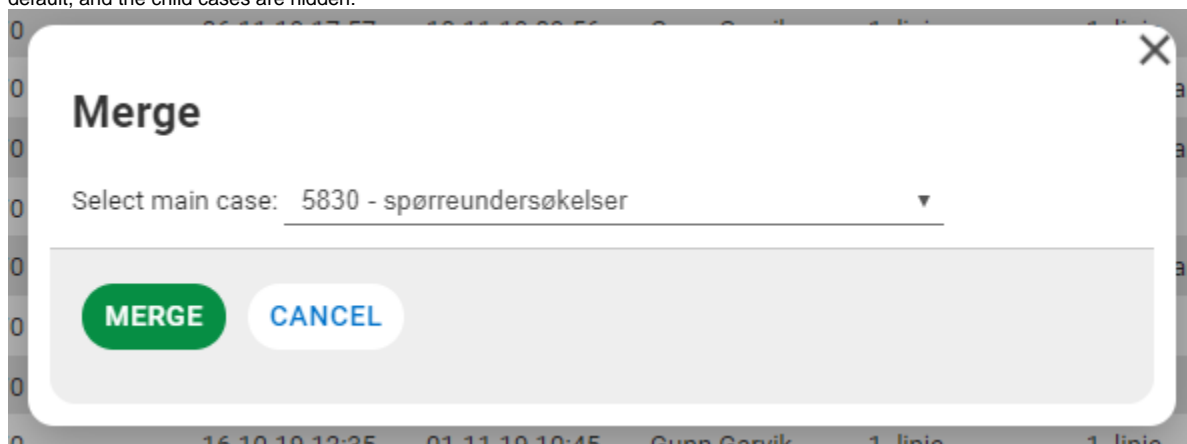


This functionality applies to case types «Incident», «Service», and «Access». Cases can be merged from 3 places:

- Inbox (select an item in your inbox and a case from the «Latest», «Last Department», or «Last User» tabs and use the «Merge» button.
- From the «Merged cases» tab into a case.
- From the case list in the overview. From the case list, select 2 or more items to merge, then select «Actions»-> «Merge».



Choose one of the cases as parent and the other cases are automatically defined as child cases. It is the parent case that appears in the case list as default, and the child cases are hidden:

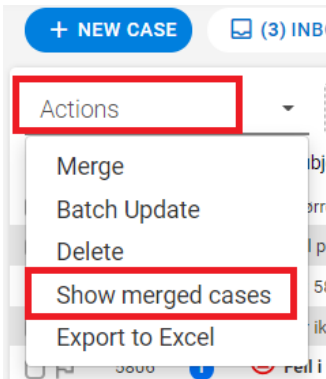


When a case is merged with other cases, these icons appear in the case list:



The case that is chosen as the parent gets blue icon, the rest gets pink icon. You can click on the icon to get to the case's merged cases. It's the cases with the blue icon that by default appears in the case list.

If you want to view all the child cases, you can select «Actions»-> «Show merged cases»:



The "Merged cases" tab shows which cases are merged:

DESCRIPTION	ATTACHMENTS (1)	TASKS (1)	RELATED CASES (0)	MERGED CASES (1)	FORM (0)
MANAGE MERGED CASES BATCH UPDATE					
Case ID	Type		Subject		
5830			spørreundersøkelser		

Cases that are merged can be batch updated, which means that all cases are updated with the same information. This must be done from the «Merged cases» tab. Here you can send an email in all merged cases in one operation or assign, change status, category, and priority.

You get this view and can see which cases will be updated:

Batch Update

Følgende saker oppdateres:

Case ID	Subject	Status	Sluttbruker	Tekniker
5822	Feil på share point	Ikke startet	Gunn Garvik	1. linje
5821	More Service er nå ...	Ikke startet	Gunn Garvik	1. linje

Agent

Team

Status

Category

Priority

Work log

SAVE EMAIL

Solution ☐ Private log ☐ Invoicing ☐ hours min

When email is sent using batch update, a separate email will be sent to each user. Users will not find that cases are merged or bundled. More Service retrieves the correct information and merge parameters into the email.

If you make an update or send an email from the descriptions field in a case that has merged items, you will only send an email to the case you are in, not in the other merged cases. To update merged items at the same time, go to batch update under the «Merged cases tab».

Upon reopening of a parent case in merged cases, cases will remain merged. Only the parent case is reopened.

