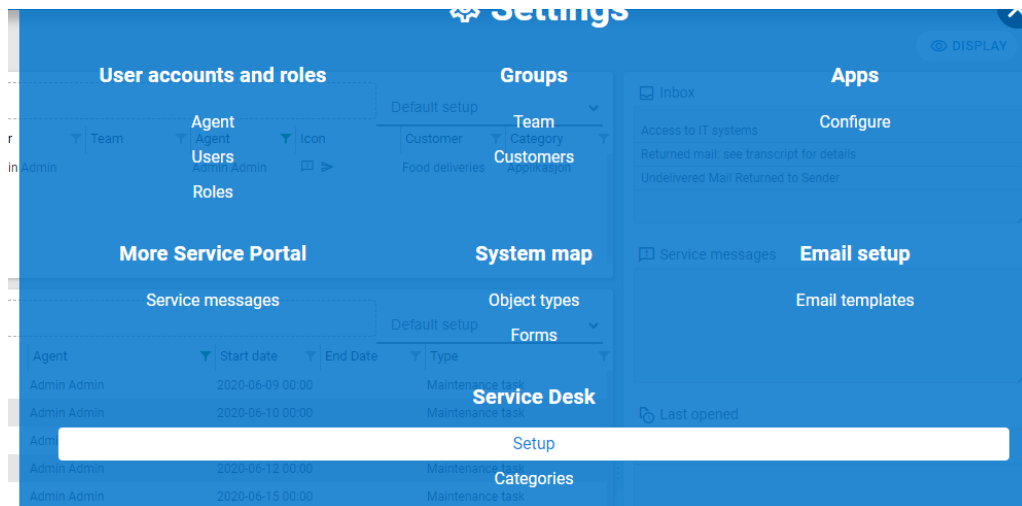


Add links

In the bottom left of the menu you can include links that are useful to the user. Links are entered by the More Service administrator under Settings Setup.



Click Shared Settings

Selected template catalog: Helpdesk

More Service Portal Settings

SETTINGS BY DEPARTMENT

SETTINGS BY CUSTOMER

SHARED SETTINGS

FORMS

(Appearance, information text and feedback function)

(New case, filter & FAQ)

(Menu Links)

And enter links:

More Service Portal links

The links are shared for all operating units

Add new

Name

More Service

URL

https://www.moreservice.com


ADD

Existing links

	Position	Name	URL
▲ ▼ 🗑	1	Technet	https://www.technet.no


The links are available at the bottom of the left menu in User Portal

 Questions And Answers

 Log out

links

 Technet

 More Service